

# GETTING YOUR UKULELE PROGRAM GOING!



Presented by  
Dr. Andrew Perry



Ohio Music Educators Association - 2020

# Why Add Ukulele to Your Music Program?



- Ukulele inspires kids to want to learn music
  - They can learn most contemporary songs on it and they want to learn to sing well with it.
  - It is a very social instrument. It is highly portable and easily shared.
  - Inexpensive – kids can buy their own

# Why Add Ukulele to Your Music Program?



- Skills transferable to other string instruments
  - Not just guitar, but also mandolin, banjo, bass and even orchestral instruments like violin.

# Why Add Ukulele to Your Music Program?

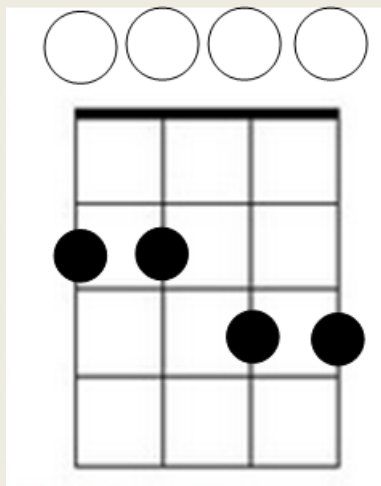


- Works well with your existing ensemble of elementary instruments. Easily integrated into your presentations along with movement, Orff instruments, percussion, and recorder.
  - ✦ Example: Dr. Rene Boyer's Sessions at this conference. Saturday at 12:30, CC206.
  - ✦ All notes of open string ukulele are on C pentatonic scale.
    - Goes well with Orff approach because it is so easy to play.

# C Pentatonic Scale on the Ukulele



Please note that hollow circles represent open strings, which are part of the scale, as are filled circles. Students may improvise within this pattern if appropriate.



# Why Add Ukulele to Your Music Program?



- Easy to learn with high return in musicality for effort provided.
- Four strings makes chording much easier than guitar
- Children will want to advance their musical skills and knowledge of music theory so they can take on increasingly more complex songs. Encourages development of vocal skills.
- They will want to learn fingerstyle, playing melodies and lead riffs, and more complex chords.
- All of this will carry over to other instruments, not just strings.

# What do you need to get started?



1. Ukuleles
2. Storage Method
3. Learning Materials
4. Learning Objectives/ Plan
5. Cooperation from the powers in your school
  - a. Your Principal
  - b. PTA
  - c. Others

# Ukuleles



- Many good brands are out on the market
- Peripole focuses on Luna and are now introducing Enya. We also have Diamond Head as an economy brand.
- Luna is known for its combination of musical quality and artistic style.
- I will use Luna instruments as examples in this presentation
- Also an excellent value for the price.



# Ukulele Types



- Soprano
  - Concert
  - Tenor
- 
- The above types vary mainly in body and fret size.
  - They are all tuned to identical pitches. Therefore the labeling of one as soprano and another as tenor is really a misnomer.
  - One key difference: Sopranos have 12 frets and concert and tenor have 14 to 18 frets.
  - All have re-entrant tuning (G,C,E,A – Good Cooks Eat Alot)

# Ukulele Types



- Baritone – Tuned identically to the first four strings of a guitar (highest in pitch – D,G,B,E)
- Basses – Tuned to E, A, D, G, the four highest numbered strings of the guitar. There are several types of bass ukuleles on the market. Luna makes two:
  - Regular bass is the same pitch as the lowest four strings of a guitar. These have round wound metal strings.
  - Bari-Bass – Tuned one octave lower than the regular bass – the same as a bass guitar. These are synthetic strings made of a rubber/plastic material. This enables the low pitch in a small size instrument.

# Storage Solutions



Storage Solutions from the Peripole Catalog – 2020 Edition

# Other Accessories You Might Want to Have



- Vibrational tuners – best to have one per instrument but you can get by with a few.
- Straps and strap buttons
- Picks – Usually Felt - Not often used.
- Amplifier – only needed if you have an electric ukulele and want to be heard over the class, or perhaps for a soloist in an ensemble.
- Extra Strings – Aquila has reputation for being the best but now D’Adario and others have come out strings of comparable quality. “Sugar Strings”

# Suggested Books for Beginners



- It's Ukulele Time- Alfred Publishing – simple, straight forward and inexpensive at \$3.95. By Ron Manus and L.C. Harnsberger. Good for students.
- WHOkulele, YOUkulele – excellent for young and beginning students. Begins with simple songs designed to teach certain concepts. Then goes on to cover playing commonly known songs in the public domain. By Althea McKennon and Lavonna Zeller-Williams-Brachi. Two books in series.
- Many basic method books are also available.

# Suggested Books for People With Musical Knowledge



- Recommended for people beginning ukulele with an advanced level of music knowledge such as a music educator
  - Discovering the Ukulele by Herb Ohta Jr. and Daniel Ho – rapidly goes through the basic material at a quick pace. Doesn't beat around the bush. Next in series is Exploring the Ukulele.
  - Ukulele Aetobics and Ukulele Aerobics for Baritone both by Chad Johnson – both books contain exercises for developing advanced skills. For the intermediate level player wanting to advance.

# Recommended Resource Books



- Chord Dictionary by Morton Manus – this small book is an incredible resource for chording. It not only shows many ways to finger different a wide selection of chords, it also has informative appendices that explain how chords are constructed and more. Inexpensive at \$4.99.



# Online Resources



- Many music educators are dedicated to promoting the ukulele and maintain resource websites for their colleagues!
- These sites make it possible to develop knowledge of the instrument, as well as repertoire for yourself and your students.
- They have huge libraries of play-along videos.
- Other sites exist with chords and lyrics to popular songs



# Websites



- Peripole, Inc. – [www.peripole.com](http://www.peripole.com) - Notes from our most recent sponsored workshops – currently available are presentations by Dr. Jill Reese and Dr. Christopher Russell. Informational articles and videos about products also provided.
- Dr. Jill Reese's Website:  
<https://sites.google.com/a/fredonia.edu/ukeandstrum>
- Dr. Jill Reese's YouTube site:  
<https://www.youtube.com/user/DrJillReese>
- Continued.....

# Websites



Dr. Christopher Russell's Websites:

- [www.ukestuff.info](http://www.ukestuff.info)
- [www.youtube.com/ukeplayalongs](http://www.youtube.com/ukeplayalongs)
- [www.youtube.com/ukestuff](http://www.youtube.com/ukestuff)
- [www.techinmusiced.com](http://www.techinmusiced.com)

Kris Gilbert's Websites for Music Educators:

<https://ukecandoit.ning.com/support/members/KrisGilbert> (Uke Can Do It – Website for networking teacher's resources for ukulele programs.

<https://www.youtube.com/channel/UCJBIG-T6Vo6XZysntEWawOQ/feed> - Videos for Music Education on Youtube.

# Websites



- Kevin Way's You Tube Channel – Featuring advanced play-along videos including strumming patterns and melody picking in addition to chording.
- <https://www.youtube.com/channel/UCVEf77ZgeEhT1gqyvGXd4Ig>

# “Lyrics and Chords” Sites




- There are many of these sites, and the links below will have additional links to others, which have links to more.
- Dr. Uke’s Song Site – Contains songs with chord patterns. Also has audio recordings of “Dr. Uke” playing and singing songs.  
<https://www.doctoruke.com/songs.html>
- Jim’s Ukulele Songbook – Contains songs with chords interspersed in the lyrics.  
<https://ozbcoz.com/>

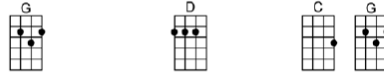


# LET IT BE


w.m. John Lennon, Paul McCartney  
4/4 1...2...123



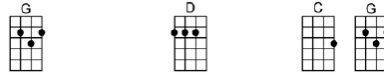
When I find myself in times of trouble, Mother Mary comes to me



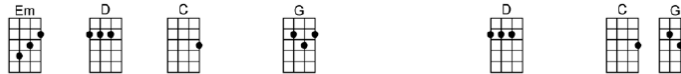
Speaking words of wisdom, Let it Be



And in my hour of darkness she is standing right in front of me



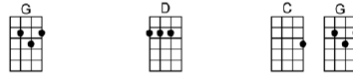
Speaking words of wisdom, Let it Be



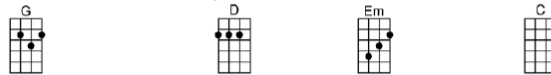
Let it be, let it be, let it be, yeh, let it be, whisper words of wisdom, L I B



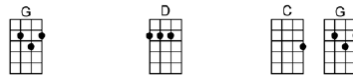
And when the broken hearted people living in the world agree



There will be an answer, let it be



For though they may be parted, there is still a chance that they will see



There will be an answer, let it be.

For  
Educational  
Purposes  
Only

# Let it Be

artist:The Beatles , writer:Paul McCartney

Beatles: <https://www.youtube.com/watch?v=u6T5C-jzSH0>

When I [C] find myself in [G] times of trouble,  
[Am] Mother Mary co[F]mes to me  
[C] Speaking words of [G] wisdom, let it [F] be [Em]-[Dm]-[C]  
And [C] in my hour of [G] darkness,  
She is [Am] stading right in [F] front of me  
[C] Speaking words of [G] wisdom, let it [F] be [Em]-[Dm]-[C]

Let it [Am] be, let it [G] be, let it [F] be, let it [C] be  
[C] Whisper words of [G] wisdom, let it [F] be [Em]-[Dm]-[C]

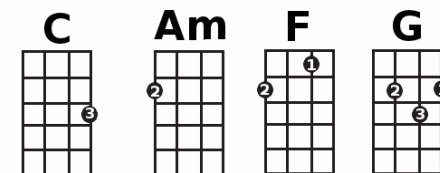
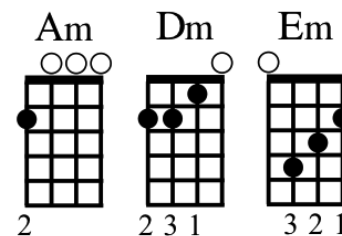
And [C] when the broken [G] hearted people  
[Am] Living in the [F] world agree  
[C] There will be an [G] answer... let it [F] be [Em]-[Dm]-[C]  
For [C] though they may be [G] parted  
There is [Am] still a chance that [F] they will see  
[C] There will be an [G] answer, let it [F] be [Em]-[Dm]-[C]

Let it [Am] be, let it [G] be, let it [F] be, let it [C] be  
Yeah [C] there will be an [G] answer, let it [F] be [Em]-[Dm]-[C]

Let it [Am] be, let it [G] be, let it [F] be, let it [C] be  
[C] Whisper words of [G] wisdom, let it [F]be [Em]-[Dm]-[C]

And [C] when the night is [G] cloudy  
There is [Am] still a light that [F] shines on me  
[C] Shine until to-[G]morrow, let it [F] be [Em]-[Dm]-[C]  
I [C] wake up to the [G] sound of music  
[Am] Mother Mary [F] comes to me  
[C] Speaking words of [G] wisdom, let it [F] be [Em]-[Dm]-[C]

Let it [Am] be, let it [G] be, let it [F] be, let it [C] be  
[C] Whisper words of [G] wisdom, let it [F]be [Em]-[Dm]-[C]

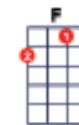


FOR EDUCATIONAL  
PURPOSES ONLY

# All Together Now

artist:The Beatles , writer:Paul McCartney, John Lennon

The Beatles: <https://www.youtube.com/watch?v=DZDUZsUCL0> Capo on 2nd fret



[F] One, two, three, four, [C7] can I have a little more?

[F] Five, six, seven, eight, nine, [C7] ten, I love [F] you!

[F] A, B, C, D, [C7] can I bring my friend to tea?

[F] E, F, G, H, I, J, [C7] K, I love [F] you!

Bom, bom, bom

[Bb] Bom-pa-bom, sail the ship,

[F] Bom-pa-bom, chop the tree,

[Bb] Bom-pa-bom, skip the rope

[C7] Bom-pa-bom, look at me!

[F] All together now (all together now)

All together now (all together now)

[C7] All together now (all together now)

[F] All together now (all together now)

[F] Black, white, green, red, [C7] can I take my friend to bed?

[F] Pink, brown, yellow, orange and [C7] blue, I love [F] you!

Bom, bom, bom

[Bb] Bom-pa-bom, sail the ship,

[F] Bom-pa-bom, chop the tree,

[Bb] Bom-pa-bom, skip the rope

[C7] Bom-pa-bom, look at me!

[F] All together now (all together now)

All together now (all together now)

[C7] All together now (all together now)

[F] All together now (all together now)

For  
Educational  
Purposes Only

For  
Educational  
Purposes Only

[A] As sure as [E7] night is dark and day is [A] light

[A] I keep you [E7] on my mind both day and [A] night

[A] And happi[D]ness I've known proves that it's [A] right

[A] Because you're [E7] mine, I walk the [A] line

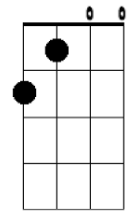
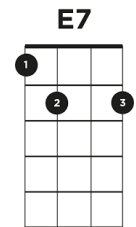
[A] You've got a [E7] way to keep me on your [A] side

[A] You give me [E7] cause for love that I can't [A] hide

[A] For you I [D] know I'd even try to turn the [A] tide

[A] Because you're [E7] mine, I walk the [A] line

[A] Because you're [E7] mine, I walk the [A] line



A

D major

